

KIRAY 50

Infrared thermometer

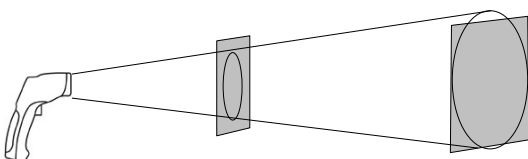
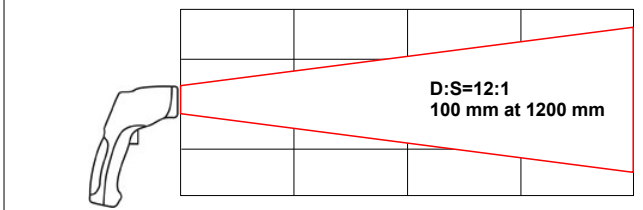
New
CE



Infrared thermometer **KIRAY 50** is a key tool to diagnose, inspect and check any temperature, with the advantage of using “no-contact” technology. You can safely measure surface temperatures of hot objects, dangerous or difficult to access. Perfect tool to take temperature in a house, a garage, a workshop, an office, a car, a kitchen etc...

Distance from the target

Distance	300	600	1200	mm
Diameter	25	50	100	mm



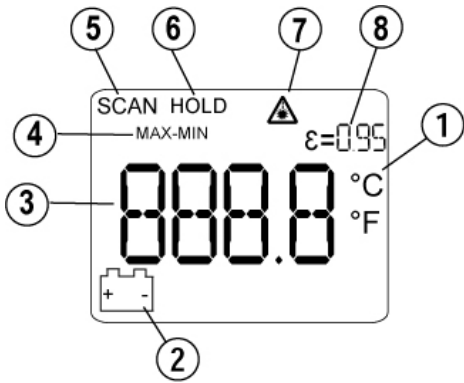
Make sure that the target is larger than the size of the laser sighting.

Technical features

- Spectral response**.....6 - 14 μ m
- Optical**.....D.S : 12:1 (100 mm at 1200 mm)
- Temperature range**.....From -50 to +380°C
- Accuracy***.....From -50 to -20°C : $\pm 5^\circ\text{C}$
From -20 to +380°C : $\pm 2\%$ of reading or $\pm 2^\circ\text{C}$
- Display resolution**.....0.1°C
- Response time**.....less than 1 second
- Emissivity**.....0.95 (fixed value)
- Over range indication**.....LCD will show : « HI » / « Lo »
- Laser sighting**.....Wave length : from 630 nm to 670 nm
Output < at 1mW, Class 2 (II)
- Indication of positive or negative temperature**.....Automatic (no indication for a positive temperature)
(-) sign for a negative temperature
- Screen**.....4 digits with LCD backlighted screen
- Auto-extinction**.....Automatic after 10 seconds of inactivity
- Power supply**.....Alkaline 9V battery
- Autonomy**.....100 h (inactive laser and backlight)
30 h (active laser and backlight)
- Use temperature**.....From 0 to +10°C for a short period
From +11 to +50 °C for a long period
- Storage temperature**.....From -20°C to +60°C
- Relative humidity**.....From 10 to 90%RH in operating mode and lower than 80%RH in storage
- Dimensions**.....155 x 82 x 43 mm
- Weight**.....170 g (included battery)

*Accuracy for an ambient temperature from 18 to 28°C (with a relative humidity lower than 80% RH)

Display



- 1 - Technical unit °C/°F
- 2 - Low battery indicator
- 3 - Temperature value
- 4 - MAX/MIN value indicator
- 5 - Current measurement indicator
- 6 - HOLD indicator (fixed measurement)
- 7 - Laser in operation indicator
- 8 - Emissivity value = 0.95 (fixed value)

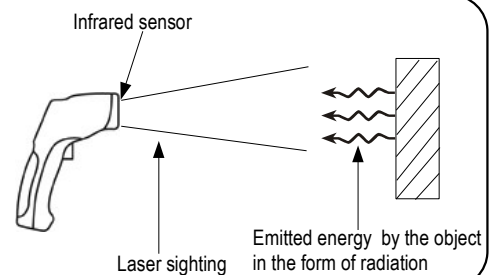
KIRAY 50 instrument buttons



- 1 - **MAX/MIN button** : It allows to display maximum and minimum values during a measurement.
- 2 - **Backlight button** : It allows to activate or deactivate LCD backlight.
- 3 - **Laser button** : It allows to activate or deactivate the laser.
- 4 - **Technical unit button** : It allows to choose measurement unit : °C or °F.
- 5 - **Trigger** : it allows to measure temperatures.
Press the trigger : « scan » is indicated on the top left of the screen. Release it, « hold » is indicated on the top left of the screen and the last measurement is displayed. Device automatically shut off after 10 of inactivity.

Infrared thermometer, how does it works?

Infrared thermometers can measure the surface temperature of an object. Its optic lens catches the energy emitted and reflected by the object. This energy is collected and focused onto a detector. This information is displayed as temperature. The laser pointer is only used to aim at the target.



Description



Accessories

- Case holster with passer-by belt
- User manual

CE certification

This device meets with following standards' requirements.

- EN 50081-1 : 1992, Electromagnetic compatibility, Part 1
- EN 50082-1 : 1992, Electromagnetic compatibility, Part 2

www.kimo.fr

Distributed by :



EXPORT DEPARTMENT

Tel : + 33. 1. 60. 06. 69. 25 - Fax : + 33. 1. 60. 06. 69. 29

e-mail : export@kimo.fr